



Ioana Agut
QUANTITATIVE REASONING (MATH1332 40231S)

BC Survey - Results 2023 Fall (16-Week - 231S), QUANTITATIVE REASONING

Dear Instructor,

Below are the 2023 Fall (16-Week - 231S) survey results for "QUANTITATIVE REASONING (MATH1332 40231S)".

The overall indicator is listed first.

The second part of the analysis lists the average values of all individual questions.

Comments are listed at the report's end.

If you have any further questions, please reach out to a member of PIER.

Best regards,

Robert Wood
Assistant Research Analyst
Brazosport College
500 College Drive
Lake Jackson, TX 77566
(979)-230-3189
robert.wood@brazosport.edu

Ioana Agut
2023 Fall (16-Week - 231S)
QUANTITATIVE REASONING (MATH1332 40231S)
No. of responses = 1

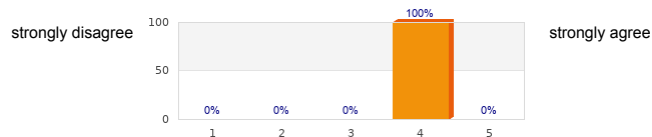


Survey Results

3. Level of Agreeance:

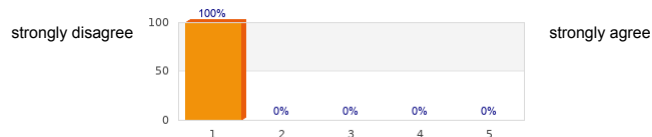
3.1) Instructions for course activities and assignments were clear.	strongly disagree	<p>Bar chart showing 100% of responses at level 4 (strongly agree). The x-axis represents levels 1 to 5, and the y-axis represents percentage from 0 to 100.</p>	strongly agree	n=1 av.=4 md=4 dev.=0
3.2) The workload in this course was well distributed throughout the term.	strongly disagree	<p>Bar chart showing 100% of responses at level 1 (strongly disagree). The x-axis represents levels 1 to 5, and the y-axis represents percentage from 0 to 100.</p>	strongly agree	n=1 av.=1 md=1 dev.=0
3.3) The course was delivered as outlined in the syllabus.	strongly disagree	<p>Bar chart showing 100% of responses at level 4 (strongly agree). The x-axis represents levels 1 to 5, and the y-axis represents percentage from 0 to 100.</p>	strongly agree	n=1 av.=4 md=4 dev.=0
3.4) Assessments/exams were based on material covered in assignments, readings, lectures, videos, group activities, etc.	strongly disagree	<p>Bar chart showing 100% of responses at level 4 (strongly agree). The x-axis represents levels 1 to 5, and the y-axis represents percentage from 0 to 100.</p>	strongly agree	n=1 av.=4 md=4 dev.=0
3.5) The instructor made learning relevant to my field of study, career, or degree.	strongly disagree	<p>Bar chart showing 100% of responses at level 1 (strongly disagree). The x-axis represents levels 1 to 5, and the y-axis represents percentage from 0 to 100.</p>	strongly agree	n=1 av.=1 md=1 dev.=0
3.6) The instructor used a variety of instructional methods (examples: group discussions, student presentations, student activities, lab activities, online discussions, video assignments, case studies, etc.)	strongly disagree	<p>Bar chart showing 100% of responses at level 1 (strongly disagree). The x-axis represents levels 1 to 5, and the y-axis represents percentage from 0 to 100.</p>	strongly agree	n=1 av.=1 md=1 dev.=0
3.7) The instructor provided timely feedback on my assignments.	strongly disagree	<p>Bar chart showing 100% of responses at level 4 (strongly agree). The x-axis represents levels 1 to 5, and the y-axis represents percentage from 0 to 100.</p>	strongly agree	n=1 av.=4 md=4 dev.=0
3.8) The instructor exhibited professional behavior, treated students respectfully, and used appropriate language during class.	strongly disagree	<p>Bar chart showing 100% of responses at level 1 (strongly disagree). The x-axis represents levels 1 to 5, and the y-axis represents percentage from 0 to 100.</p>	strongly agree	n=1 av.=1 md=1 dev.=0

3.9) The instructor provided grades within the stated timeframe.



n=1
av.=4
md=4
dev.=0

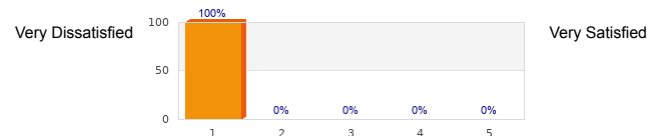
3.10) The instructor was accessible to answer questions and explain material outside of class according to office hours.



n=1
av.=1
md=1
dev.=0

4. Overall Satisfaction With This Course:

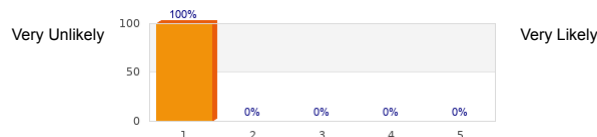
4.1) Please rate your overall satisfaction with the learning experience in this course.



n=1
av.=1
md=1
dev.=0

5. Course Recommendation:


5.1) How likely are you to recommend this course with this instructor to a friend?



n=1
av.=1
md=1
dev.=0

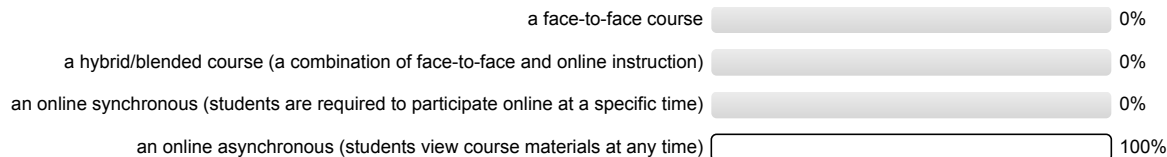
7. Student Demographics:

7.1) How many credits have you completed toward your degree or certificate?



n=1

7.2) This course is instructed as:




n=1

7.3) This term I am currently enrolled in:




n=1

7.4) My current major is:



n=1

7.5) I am currently a high school student taking college courses.



n=1

Comments Report

6. Open Response:

6.1) What are the strengths of this course?

- I can't think of any other than its predictability.

6.2) What changes would you recommend that would improve this course?

- Remove her as a professor. She is AWFUL. She is rude and unhelpful, the workload is insane, the material is difficult for me as I have dyscalculia, and if you ask her a question, she is condescending. I got two answers incorrect on a test and her feedback was, "Watch the video. This is unacceptable." Ummmm okay I watched it and got it wrong so maybe be more clear so I can LEARN???
- I have amazing teachers and instructors; Brazosport has been such a great college, and everyone is so caring and supportive...it really surprises me that she is allowed to be there. She's not a good teacher. I literally cannot wait for the semester to be over. She makes my math anxiety worse than ever before. Horrible.

6.3) Any further, constructive comments?

- No.